

Client _____ Quantity _____
 Project _____ Position _____

ROC 900

Model: R90/40INDW/T

Cod: MP01174124001



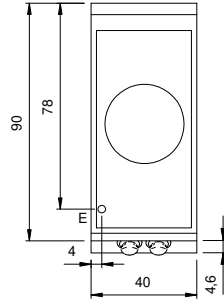
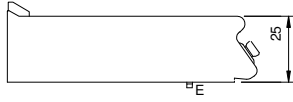
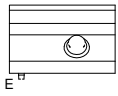
Technical data

Modularity:	Top
Dimension (mm):	400x900x280
Total electric power (kW):	5
Electric power (V):	380-415
Ampere (A):	8
Phases:	3N
Cable section (mmq):	5G1,5
Frequency (Hz):	50-60
Net volume (m3):	0,101
Packing dimensions (mm):	480x1026x475
Gross weight (kg):	31
Gross volume (m3):	0,234

Features

Working top:	Made of AISI 304 stainless steel with a thickness of 20/10 mm
Knobs:	Made of aluminum with IPX5 water protection
Flue:	Removable made of cast iron

Technical draw



E: Electric power